

# Highchair

## WARNINGS

Only suitable for dolls. Do not allow children to sit in this toy.

Check regularly for wear and tear. Discontinue use if breakage is found. Failure to do this may result in injury.

## WASHING INSTRUCTIONS

Wipe with a damp cloth. Use mild detergent if necessary. Do not machine wash this fabric.

Please retain this leaflet for reference to the manufacturer.

Product No. M05511

Made in China to European Safety Standards

DISTRIBUTED BY



MV SPORTS & LEISURE LTD  
35 Tameside Drive • Castle Bromwich  
Birmingham • B35 7AG • UK  
Email: info@mvsports.com  
www.mvsports.com

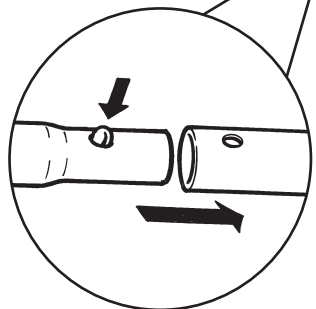



## CUSTOMER HELPLINE

We make every effort to ensure that this product reaches you in satisfactory condition.

However if you have any queries, need assistance, or find this product defective, please call our Customer Helpline:

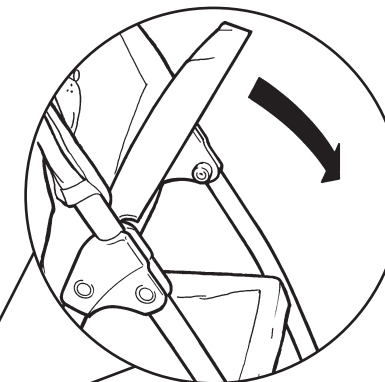
**0870 8404255** (UK ONLY)



1. Position the seat and leg sections of the highchair facing each other as illustrated.
2. Locate all the tubes together before securing the tubes.
3. Secure the tubes one at a time by pressing in the spring clip in and pushing the tubes together until the clip locates in the hole.



4. When all four tubes are secured, open out the legs until the hinge locks into position.



5. Fold down the table.
6. Locate the foot rest over the horizontal seat bar on the front of the frame and clip over the vertical frame legs.

