

# 3 Wheel Jogger

## WARNINGS

Only suitable for dolls. Do not allow children to sit or ride in this toy.

Check regularly for wear and tear. Discontinue use if breakage is found. Failure to do this may result in injury.

THIS PRODUCT IS NOT SUITABLE FOR CHILDREN UNDER 3 YEARS DUE TO SMALL PARTS

## WASHING INSTRUCTIONS

Wipe with a damp cloth. Use mild detergent if necessary. Do not machine wash this fabric.

Please retain this leaflet for reference to the manufacturer.

**Product No. M05508**

Carefully made in China to European Safety Standards

DISTRIBUTED BY



**MV SPORTS & LEISURE LTD**  
35 Tameside Drive • Castle Bromwich  
Birmingham • B35 7AG • UK  
Email: info@mvsports.com  
www.mvsports.com




## CUSTOMER HELPLINE

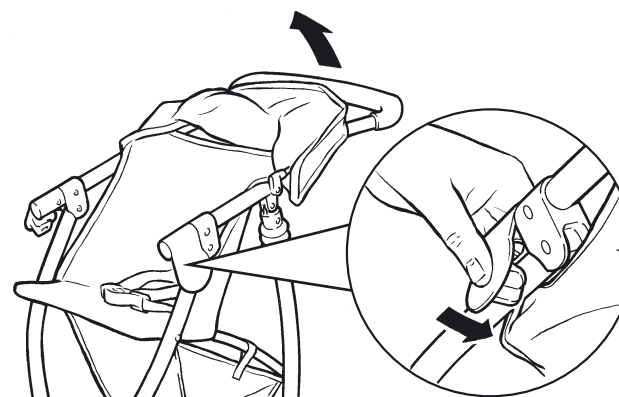
We make every effort to ensure that this product reaches you in satisfactory condition.

However if you have any queries, need assistance, or find this product defective, please call our Customer Helpline:

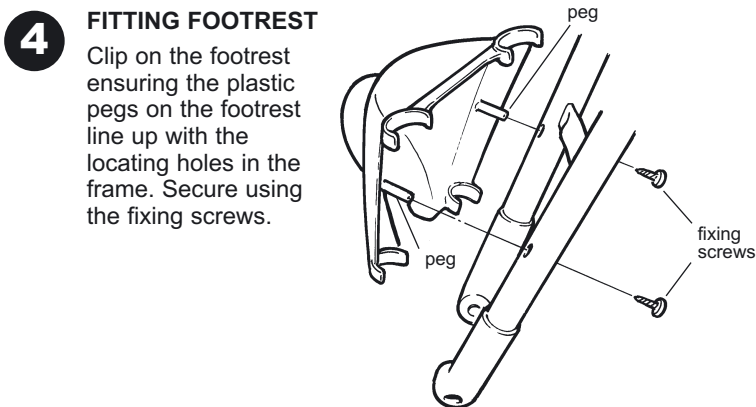
**0870 8404255 (UK ONLY)**



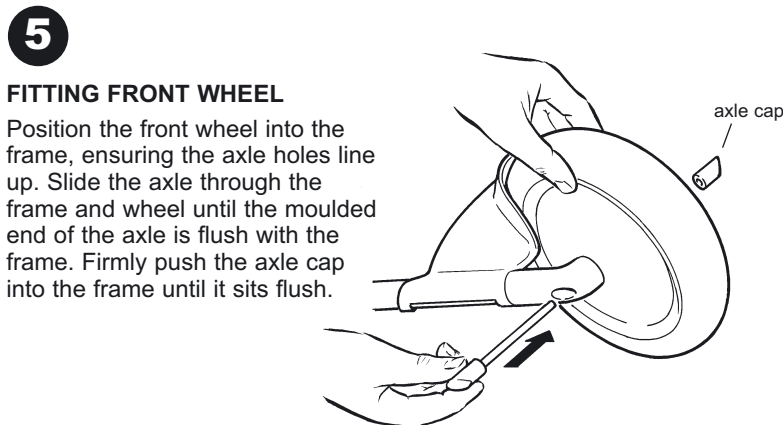
**1 UNFOLDING STROLLER**  
Holding handle and rear axle, unfold the frame as indicated by arrows.



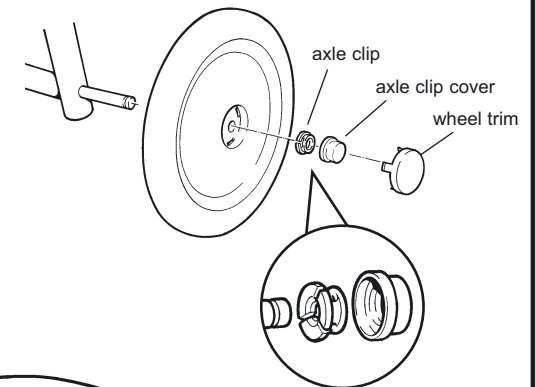
**2 LOCKING STROLLER FRAME**  
Lift the handle until the frame clips are positioned over the frame tubes and lock into position.



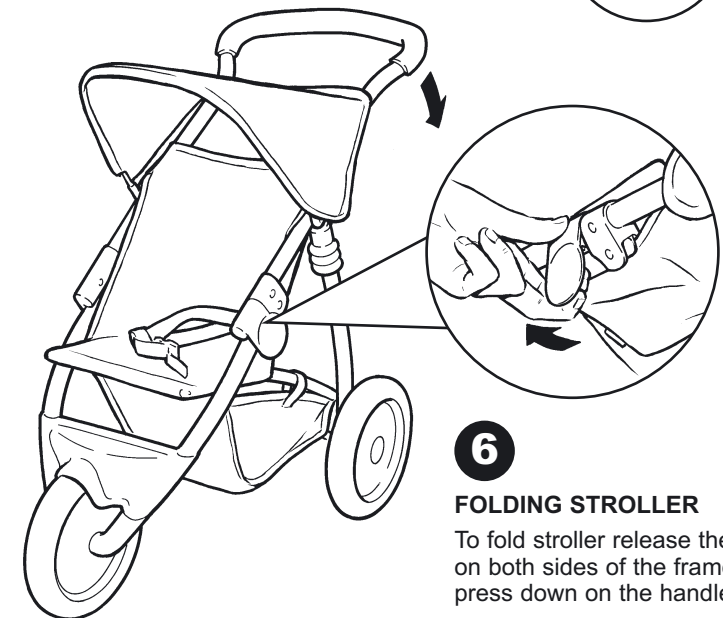
**4 FITTING FOOTREST**  
Clip on the footrest ensuring the plastic pegs on the footrest line up with the locating holes in the frame. Secure using the fixing screws.



**5 FITTING FRONT WHEEL**  
Position the front wheel into the frame, ensuring the axle holes line up. Slide the axle through the frame and wheel until the moulded end of the axle is flush with the frame. Firmly push the axle cap into the frame until it sits flush.



**3 FITTING REAR WHEELS**  
Slide a wheel over the axle. Push the axle clip over the axle end and secure by gently tapping into place with a small hammer. Firmly push the axle clip cover over the axle clip. Fit the wheel trim onto the wheel. Repeat for second wheel.



**6 FOLDING STROLLER**  
To fold stroller release the clips on both sides of the frame and press down on the handle.